













STANDARD SYMBOLS

ITEM	SYMBOL	DWG
EXISTING COMBINATION INLET		MSDCCOMBI
EXISTING CURB INLET		MSDCURBI
EXISTING CURB INLET MANHOLE		MSDCURBIMH
EXISTING DOUBLE DITCH INLET		MSDDDI
EXISTING DOUBLE GUTTER INLET		MSDDGI
EXISTING SINGLE DITCH INLET		MSDDSI
EXISTING SINGLE GUTTER INLET		MSDSGI
EXISTING YARD DRAIN	 Y.D.	MSDYD
EXISTING GAS BOX	O.G.B.	MSDGB
EXISTING GAS VALVE	O.G.V.	MSDGV
EXISTING WATER BOX	O.W.B.	MSDWB
EXISTING WATER VALVE CHAMBER		MSDWCM
EXISTING WATER VALVE	O.W.V.	MSDWV
EXISTING FIRE HYDRANT	F	MSDEXFH
EXISTING MANHOLE		MSDEXMH
PROPOSED MANHOLE		MSDPRMH
PROPOSED MANHOLE OVER EXISTING MANHOLE		MSDPREX
EXISTING CLEAN-OUT	O	MSDECLOUT
PROPOSED CLEAN-OUT	•	MSDCLOUT

THE METROPOLITAN SEWER DISTRICT
OF GREATER CINCINNATI

STANDARD SYMBOLS

NO SCALE

DATE: AUG., 2006

APPROVED: _____

SEWERS CHIEF ENGINEER

ACC. NO. 49075